

FRONTIER DATA MANAGEMENT INC

FINANCIAL STATEMENTS

March 31, 2017

RAM ASSOCIATES, CPAS

3240 East State Street Ext.

Hamilton, NJ 08619

Tel: 609 631 9552 / 609 631 9553

Fax: 609 587 8384

email: pkram@ramassociates.us

FRONTIER DATA MANAGEMENT INC

Table of contents

	<u>Page</u>
INDEPENDENT AUDITOR'S REPORT	1
Financial statements	
Balance Sheet as of March 31, 2017.....	2
Statement of Income For The Year Ended March 31, 2017.....	3
Statement of Changes in Stockholders' Equity For The Year Ended March 31, 2017.....	4
Statement of Cashflows For The Year Ended March 31, 2017.....	5
Notes to Financial Statements	6



CERTIFIED PUBLIC ACCOUNTANTS

INDEPENDENT AUDITOR'S REPORT

To the Board of Directors and Stockholders of
Frontier Data Management Inc.
Delaware.

We have audited the accompanying balance sheet of Frontier Data Management Inc. as of March 31, 2017 and the related statements of income, retained earnings and cash flows for the year then ended. These financial statements are the responsibility of the Company's management. Our responsibility is to express an opinion on these financial statements based on our audit.

We conducted our audit in accordance with auditing standards generally accepted in the United States of America. Those standards require that we plan and perform the audit to obtain reasonable assurance about whether the financial statements are free of material misstatement. An audit includes examining, on a test basis, evidence supporting the amounts and disclosures in the financial statements. An audit also includes assessing the accounting principles used and significant estimates made by management, as well as evaluating the overall financial statement presentation. We believe that our audit provides a reasonable basis for our opinion.

In our opinion, the financial statements referred to above present fairly, in all material respects, the financial position of Frontier Data Management Inc. as of March 31, 2017 and the results of its operations and its cash flows for the year then ended in conformity with accounting principles generally accepted in the United States of America.

A handwritten signature in dark ink, appearing to read 'M. M. M.', is written over the printed name of the auditor.

RAM ASSOCIATES

Hamilton, NJ

May 20, 2017

FRONTIER DATA MANAGEMENT INC

Balance Sheet


As on 31-03-2017

ASSETS

	USD
Current assets :	
Cash	\$ 65,624
Accounts receivable	\$ 1,05,22,458
Loans & Advances	\$ 3,01,66,908
Other current assets	\$ 1,18,51,998
Total current assets	\$ 5,26,06,988
Fixed assets, net	\$ 2,38,00,805
Capital Work in Progress	\$ -
Intangible assets under development	\$ -
Loans & Advances	\$ 81,63,099
Deferred tax assets (net)	\$ 13,833
Total assets	\$ 8,45,84,724

LIABILITIES AND STOCKHOLDER'S EQUITY

Current liabilities :	
Account Payables	\$ 7,00,329
Other Current Liabilites	\$ 2,55,757
Provisions	\$ 22,86,105
Total current liabilities	\$ 32,42,191
Stockholder's equity	
Common stock, no par value, 1,500 authorized shares, issued and outstanding	\$ 9,303
Additional paid-in capital	\$ 2,89,10,086
Retained earnings	\$ 5,24,23,144
Total stockholder's equity	\$ 8,13,42,533
Total liabilities and stockholder's equity	\$ 8,45,84,724


HFM ASSOCIATES
3240 EAST STATE STREET EXT
HAMILTON, NJ 08619


- See accompanying notes to financial statements-

FRONTIER DATA MANAGEMENT INC

Statement of Income

For the Year Ended March 31, 2017

	USD
Revenues	\$ 3,79,17,430
Cost of revenue	\$ 1,42,91,012
Gross profit	\$ 2,36,26,418
Operating expenses	
General and administration expenses	\$ 32,06,025
Income before depreciation, amortization and income tax	\$ 2,04,20,393
Depreciation & Amortization expenses	\$ 49,31,993
Income before provision for Income taxes	\$ 1,54,88,399
Income tax	\$ 61,91,183
Net income	\$ 92,97,217
Other comprehensive income	\$ (6,266)
Total comprehensive income for the period	\$ 92,90,951


FDM ASSOCIATES
3240 EAST STATE STREET EXT
HAMILTON, N.J. 08619

FRONTIER DATA MANAGEMENT INC

Statement of Changes in Stockholder's Equity
For the Year Ended March 31, 2017

Common stock		Additional paid-in capital USD	Retained earnings USD	Total stockholders' equity USD
Number of shares	Amount USD			
	1500 \$	9,303 \$	2,89,10,086 \$	7,20,51,582 \$
Balance at March 31, 2016				
Net income			92,90,951 \$	92,90,951 \$
Additional paid-in capital				
Balance at March 31, 2017	1,500 \$	9,303 \$	5,24,23,144 \$	8,13,42,533 \$

D. W. ...
 FDM ASSOCIATES
 3240 EAST STATE STREET EXT
 HAMILTON, NJ 08619


- See accompanying notes to financial statements-

FRONTIER DATA MANAGEMENT INC

Statement of Cash Flows

For the Year Ended March 31, 2017

	USD
Cash flows from operating activities	
Net income	\$ 92,97,217
Adjustments to reconcile net income to net cash	
Used by operating activities:	
Depreciation	\$ 49,31,993
Amortization	\$ -
Changes in assets and liabilities:	
(Increase)/decrease in:	
Accounts receivable	\$ (13,22,686)
Other assets	\$ (29,36,631)
Loans & Advances	\$ (26,42,124)
Increase/(decrease) in:	
Other current liabilities	\$ 2,33,198
Short term provisions	\$ 7,27,613
Accounts payable and accrued expenses	\$ 536
Taxes payable	
Net cash used by operating activities	<u>\$ 82,89,117</u>
Cash flows from Investing activities	
Purchase of equipment	\$ (64,500)
Decrease/Increase in Intangible asset	\$ (1,15,66,450)
Decrease/Increase in Capital work in progress	\$ 31,21,670
Decrease/Increase in intangible asset under development	\$ 84,44,780
Net cash provided by Investing activities	<u>\$ (64,500)</u>
Cash flows from financing activities	
Increase/(decrease) in Long term loans & Advances	\$ (81,63,099)
Increase/(decrease) in Reserves	\$ -
Increase in additional deferred tax asset	\$ 1,483
Increase in other assets	\$ -
Net cash provided by financing activities	<u>\$ (81,61,615)</u>
Net increase in cash	\$ 63,001
Cash at the beginning of the year	\$ 2,623
Cash at the end of the year	<u>\$ 65,624</u>


 RAM ASSOCIATES
 3240 EAST STATE STREET EX1
 HAMILTON, NJ 08619

FRONTIER DATA MANAGEMENT INC
 Supplementary schedule
 For The Year Ended March 31, 2017

<u>General & Administration</u>	USD
Salaries,wages and allowances	\$ 12,52,264
Contribution to provident and other fund	\$ 9,183
Power & Fuel	\$ 39,311
Rent	\$ 3,49,153
Repairs & Maintenance	\$ 8,704
As Auditor fee	\$ 54,362
Telephone, Postage and Others	\$ 30,450
Business Promotion Expenses	\$ 8,72,311
Travelling and Conveyance	\$ 72,221
Office Maintenance	\$ 93,344
Printing & Stationery Expenses	\$ 12,178
Consultancy Charges	\$ 64,560
Web Development Expenses	\$ 1,10,334
Professional Charges	\$ 1,43,544
Sales and Marketing Expenses	\$ 64,803
Proivision for Impairment of Debtors	\$ (14,151)
Other Expenses	\$ 43,454
Total	\$ 32,06,025

Frontier Data Management, Inc.

Notes to the Financial Statements

For the year ended March 31, 2017

1. Organization and Description of Business

Frontier Data Management, Inc is an international online media network with market presence in Europe, North and South America. Frontier provides the most comprehensive portfolio of online lead generation and media buying from its vast and well established advertising networks. They provide a wide range of eMarketing products and services that enable advertisers, agencies and publishers to cost-effectively reach, recruit, and retain consumers online. As a pioneer of the performance-based advertising model, Frontier achieves high performance by providing marketers with the most cost-effective methods that consistently produce measurable results. Frontier Data Management, Inc is a corporation registered in March 2, 2006 in the State of Delaware.

2. Summary of Significant Accounting Policies

a) Accounting Policies

These financial statements are prepared on the accrual basis of accounting in conformity with accounting principles generally accepted in the United States of America; consequently, revenue is recognized when services are rendered and expenses reflected when costs are incurred.

b) Use of Estimates

The preparation of financial statements in conformity with accounting principles generally accepted in the United States of America requires management to make estimates and use assumptions that affect the reported amounts of assets and liabilities and disclosure of contingent liabilities at the date of the financial statements and the reported amounts of revenues and expenses during the reporting period. These estimates are often based on judgments, probabilities and assumptions that management believes are reasonable but that are inherently uncertain and unpredictable. As a result, actual result could differ from those estimates.

Management periodically evaluates estimates used in the preparation of the financial statements for continued reasonableness. Appropriate adjustment, if any, to the estimates used are made prospectively based on such periodic evaluations.

Frontier Data Management, Inc.

Notes to the Financial Statements

For the year ended March 31, 2017

c) **Accounts Receivables**

Frontier Data Management, Inc determines the allowance for doubtful accounts based on assessed customers' ability to pay, historically write-off experience, and economic trends.

d) **Revenue Recognition**

The Company recognizes revenue on time-and-materials contracts as the services are performed for clients. Revenues on fixed-price contracts are recognized using the percentage of completion method. Percentage of completion is determined by relating the actual cost of work performed to date to the estimated total cost for each contract. If the estimate indicates a loss on a particular contract, a provision is made for the entire estimated loss without reference to the percentage of completion.

3. Property and Equipment

Property and equipment is stated at cost. The Company provides for depreciation of property and equipment using the straight-line method over the estimated useful lives of the related assets ranging from three to eight years.

At March 31, 2017 the property and equipment consisted of the following:

Particulars	Amount in USD
Facilities	231,817
Computer Equipment's	1,768,670
Furniture and Fixtures	120,000
Vehicles	155,063
Computer software	516,997
Intangible asset	32,272,426
Less : Accumulated Depreciation	11,254,168
Net Assets	23,800,805

Frontier Data Management, Inc.

Notes to the Financial Statements

For the year ended March 31, 2017

The company charges repairs and maintenance costs that do not extend the lives of the assets to expenses as incurred.

4. Commitments

The company leases office space in Delaware under non-cancelable operating lease agreement. The following is a schedule of future minimum lease payments required under the lease:

For the year ending,

Particulars	Amount in USD
March 31, 2018	349,000
Total	349,000


5. Income Tax

Income taxes have been provided as per applicable laws.

Due to the geographical scope of company's operations, Company is subject to tax examinations in various jurisdictions. Accordingly, Company may record incremental tax expenses, based upon the more-likely-than-not outcomes of any uncertain tax positions.

6. Others

Previous year figures have been regrouped wherever necessary.


RAM ASSOCIATES
3240 EAST STATE STREET 6X1
HAMILTON, NJ 08619