

FRONTIER DATA MANAGEMENT INC

FINANCIAL STATEMENTS

March 31, 2015

RAM ASSOCIATES, CPAS

3240 East State Street Ext.

Hamilton, NJ 08619

Tel: 609 631 9552 / 609 631 9553

Fax: 609 587 8384

email: pkram@ramassociates.us

FRONTIER DATA MANAGEMENT INC

Table of contents

	<u>Page</u>
INDEPENDENT AUDITOR'S REPORT	1
<hr/>	
Financial statements	
Balance Sheet as of March 31, 2015.....	2
Statement of Income For The Year Ended March 31, 2015.....	3
Statement of Changes in Stockholders' Equity For The Year Ended March 31, 2015.....	4
Statement of Cash Flows For the year ended March 31,2015.....	5
Notes to Financial Statements	6



CERTIFIED PUBLIC ACCOUNTANTS

INDEPENDENT AUDITOR'S REPORT

To the Board of Directors and Stockholders of
Frontier Data Management Inc.
Delaware.

We have audited the accompanying balance sheet of Frontier Data Management Inc. as of March 31, 2015 and the related statements of income, retained earnings and cash flows for the year then ended. These financial statements are the responsibility of the Company's management. Our responsibility is to express an opinion on these financial statements based on our audit.

We conducted our audit in accordance with auditing standards generally accepted in the United States of America. Those standards require that we plan and perform the audit to obtain reasonable assurance about whether the financial statements are free of material misstatement. An audit includes examining, on a test basis, evidence supporting the amounts and disclosures in the financial statements. An audit also includes assessing the accounting principles used and significant estimates made by management, as well as evaluating the overall financial statement presentation. We believe that our audit provides a reasonable basis for our opinion.

In our opinion, the financial statements referred to above present fairly, in all material respects, the financial position of Frontier Data Management Inc. as of March 31, 2015 and the results of its operations and its cash flows for the year then ended in conformity with accounting principles generally accepted in the United States of America.

RAM ASSOCIATES
Hamilton, NJ
May 22, 2015

FRONTIER DATA MANAGEMENT INC

Balance Sheet


As on March 31, 2015

ASSETS

	USD
Current assets :	
Cash	\$ 6,051
Accounts receivable	\$ 2,44,92,276
Other current assets	\$ 2,32,11,281
Total current assets	<u>\$ 4,77,09,608</u>
Fixed assets, net	\$ 4,69,007
Capital Work in Progress	\$ 1,03,67,282
Intangible asset under development	\$ -
Intangible asset	\$ 72,07,491
Total assets	<u><u>\$ 6,57,53,388</u></u>

LIABILITIES AND STOCKHOLDER'S EQUITY

Current liabilities :	
Account Payables	\$ 11,62,013
Other Current Liabilites	\$ 13,31,125
Total current liabilities	<u>\$ 24,93,138</u>
Stockholder's equity	
Common stock, no par value, 1,500 authorized shares, issued and outstanding	\$ 9,303
Additional paid-in capital	\$ 2,89,10,086
Retained earnings	\$ 3,43,40,861
Total stockholder's equity	<u>\$ 6,32,60,250</u>
Total liabilities and stockholder's equity	<u><u>\$ 6,57,53,388</u></u>



RAM ASSOCIATES
3240 EAST STATE STREET EXT
HAMILTON, NJ 08619


- See accompanying notes to financial statements-

FRONTIER DATA MANAGEMENT INC

Statement of Income

For the Year Ended March 31, 2015

	USD
Revenues	\$ 2,48,67,782
Cost of revenue	\$ 1,03,59,242
Gross profit	\$ 1,45,08,540
Operating expenses	
General and administration expenses	\$ 13,87,043
Income before depreciation, amortization and income tax	\$ 1,31,21,497
Interest expenses	
Depreciation & Amortization expenses	\$ 19,53,120
Income before provision for Income taxes	\$ 1,11,68,376
Income tax	\$ 48,25,088
Net income	\$ 63,43,289


RAM ASSOCIATES
3240 EAST STATE STREET EXT
HAMILTON, NJ 08619

FRONTIER DATA MANAGEMENT INC

Statement of Changes in Stockholder's Equity
For the Year Ended March 31, 2015

	Common stock			Retained earnings USD	Total stockholders' equity USD
	Number of shares	Amount USD	Additional paid-in capital USD		
Balance at March 31, 2014	1500	\$ 9,303	\$ 2,89,10,086	\$ 3,03,07,796	\$ 5,92,27,185
Net income				\$ 63,43,289	\$ 63,43,289
Additional paid-in capital					\$ -
Amount transferred to retained earnings				\$ (23,10,224)	\$ (23,10,224)
Balance at March 31, 2015	1,500	\$ 9,303	\$ 2,89,10,086	\$ 3,43,40,861	\$ 6,32,60,250



RAM ASSOCIATES
3240 EAST STATE STREET EXT
HAMILTON, NJ 08619

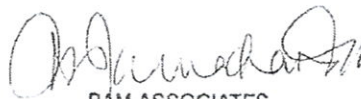
- See accompanying notes to financial statements-

FRONTIER DATA MANAGEMENT INC

Statement of Cash Flows

For the Year Ended March 31, 2015

	USD
Cash flows from operating activities	
Net income	\$ 1,11,68,376
Adjustments to reconcile net income to net cash Used by operating activities:	
Depreciation & Amortization expenses	\$ 19,53,120
Changes in assets and liabilities:	
(Increase)/decrease in:	
Accounts receivable	\$ (30,70,629)
Other assets	\$ 58,27,823
Increase/(decrease) in:	
Other current liabilities	\$ (63,16,635)
Short term debt	\$ -
Accounts payable and accrued expenses	\$ 8,96,878
Taxes payable	
Net cash used by operating activities	<u>\$ 1,04,58,933</u>
Cash flows from Investing activities	
Purchase of equipment	\$ (85,760)
Decrease/Increase in Tangible asset	\$ 23,10,223
Decrease/Increase in Capital work in progress	\$ (1,03,67,282)
Net cash provided by Investing activities	<u>\$ (81,42,819)</u>
Cash flows from financing activities	
Increase/(decrease) in long-term debt	\$ -
Increase/(decrease) in Reserves	\$ (23,10,224)
Increase in additional paid-in capital	\$ -
Increase in other assets	\$ -
Net cash provided by financing activities	<u>\$ (23,10,224)</u>
Net increase in cash	\$ 5,891
Cash at the beginning of the year	\$ 160
Cash at the end of the year	<u><u>\$ 6,051</u></u>



RAM ASSOCIATES
3240 EAST STATE STREET EXT
HAMILTON, NJ 08619

General and administration expenses

Particulars	Amonut in \$
Salaries & Wages	\$ 2,14,104
Power & Fuel	\$ 29,249
Rent,Repairs and maintaince&others	\$ 2,98,993
Telephone, Postage and Others	\$ 22,104
Business Promotion Expenses	\$ 5,92,009
Conveyance & Travelling	\$ 49,130
Office Maintenance	\$ 67,082
Printing & Stationery Expenses	\$ 8,290
Web Development Expenses	\$ 72,000
Other Administrative Expenses	\$ 34,082
Total	\$ 13,87,043

Frontier Data Management, Inc.

Notes to the Financial Statements

For the year ended March 31, 2015

1. Organization and Description of Business

Frontier Data Management, Inc is an international online media network with market presence in Europe, North and South America. Frontier provides the most comprehensive portfolio of online lead generation and media buying from its vast and well established advertising networks. They provide a wide range of eMarketing products and services that enable advertisers, agencies and publishers to cost-effectively reach, recruit, and retain consumers online. As a pioneer of the performance-based advertising model, Frontier achieves high performance by providing marketers with the most cost-effective methods that consistently produce measurable results. Frontier Data Management, Inc is a corporation registered in March 2, 2006 in the State of Delaware.

2. Summary of Significant Accounting Policies

a) Accounting Policies

These financial statements are prepared on the accrual basis of accounting in conformity with accounting principles generally accepted in the United States of America; consequently, revenue is recognized when services are rendered and expenses reflected when costs are incurred.

b) Use of Estimates

The preparation of financial statements in conformity with accounting principles generally accepted in the United States of America requires management to make estimates and use assumptions that affect the reported amounts of assets and liabilities and disclosure of contingent liabilities at the date of the financial statements and the reported amounts of revenues and expenses during the reporting period. These estimates are often based on judgments, probabilities and assumptions that management believes are reasonable but that are inherently uncertain and unpredictable. As a result, actual result could differ from those estimates.

Management periodically evaluates estimates used in the preparation of the financial statements for continued reasonableness. Appropriate adjustment, if any, to the estimates used are made prospectively based on such periodic evaluations.

Frontier Data Management, Inc.

Notes to the Financial Statements

For the year ended March 31, 2015

c) Accounts Receivables

Frontier Data Management, Inc determines the allowance for doubtful accounts based on assessed customers' ability to pay, historically write-off experience, and economic trends.

d) Revenue Recognition

The Company recognizes revenue on time-and-materials contracts as the services are performed for clients. Revenues on fixed-price contracts are recognized using the percentage of completion method. Percentage of completion is determined by relating the actual cost of work performed to date to the estimated total cost for each contract. If the estimate indicates a loss on a particular contract, a provision is made for the entire estimated loss without reference to the percentage of completion.

3. Property and Equipment

Property and equipment is stated at cost. The Company provides for depreciation of property and equipment using the straight-line method over the estimated useful lives of the related assets ranging from three to eight years.

At March 31, 2015 the property and equipment consisted of the following:

Particulars	Amount in USD
Facilities	231,817
Computer Equipment's	1,592,170
Vehicles	155,063
Computer software	516,997
Intangible asset	8,601,851
Less : Accumulated Depreciation	3,421,400
Net Assets	7,676,498

Frontier Data Management, Inc.

Notes to the Financial Statements

For the year ended March 31, 2015

The company charges repairs and maintenance costs that do not extend the lives of the assets to expenses as incurred.

4. Commitments

The company leases office space in Delaware under non-cancelable operating lease agreement. The following is a schedule of future minimum lease payments required under the lease:

For the year ending,

Particulars	Amount in USD
March 31, 2016	292,570
Total	292,570


5. Income Tax

Income taxes have been provided as per applicable laws.

Due to the geographical scope of company's operations, Company is subject to tax examinations in various jurisdictions. Accordingly, Company may record incremental tax expenses, based upon the more- likely- than- not outcomes of any uncertain tax positions.

6. Others

Previous year figures have been regrouped wherever necessary.



RAM ASSOCIATES
3240 EAST STATE STREET EXT
HAMILTON, NJ 08619